


CONTRAST

COLOR



TONE/VALUE



SIZE/SHAPE



DIRECTION

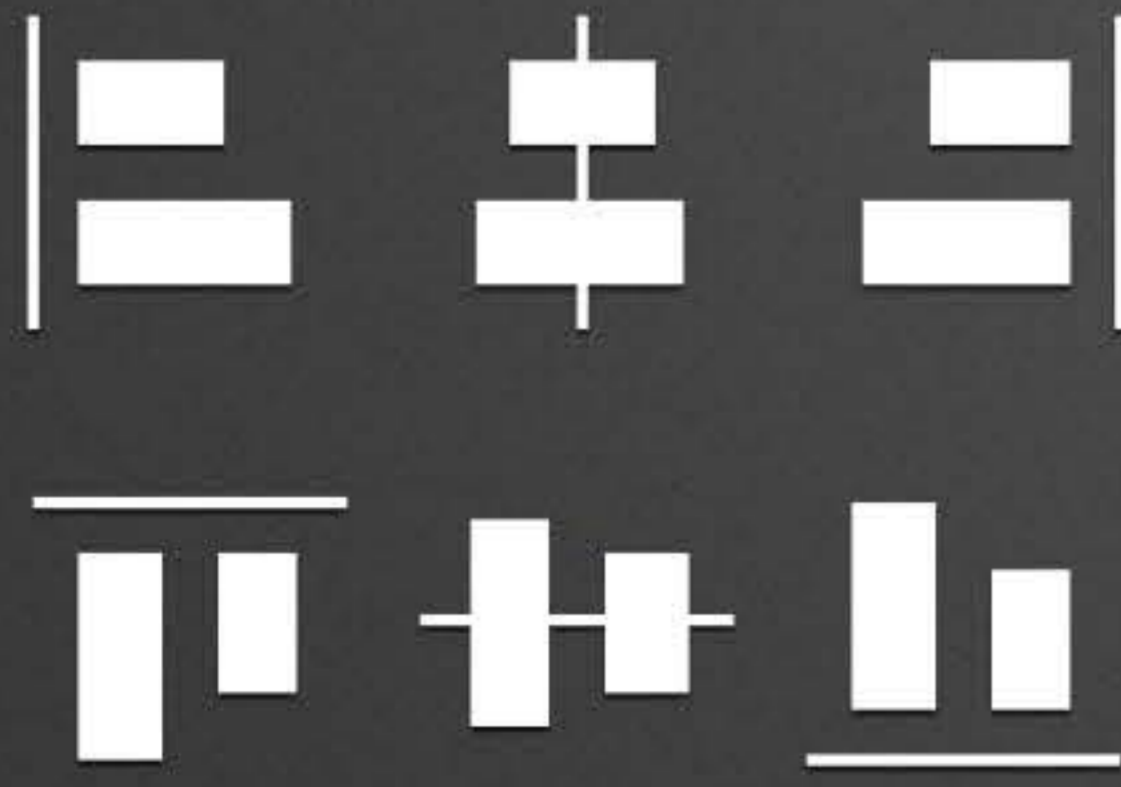


Unique elements in a design should stand apart from one another. One way to do this is to use contrast. Good contrast in a design – which can be achieved using elements like color, tone, size, and more – allows the viewer's eye to flow naturally.

To the left, you can see 4 ways to create contrast in your design.

ALIGNMENT

Proper alignment in a design means that every element in it is visually connected to another element. Alignment allows for cohesiveness; nothing feels out of place or disconnected when alignment has been handled well.




REPETITION

Repetition breeds cohesiveness in a design. Once a design pattern has been established – for example, a dotted border or a specific typographic styling – repeat this pattern to establish consistency.

The short version?

Establish a style for each element in a design and use it on similar elements.



PROXIMITY

Proximity allows for visual unity in a design. If two elements are related to each other, they should be placed in close proximity to one another. Doing so minimizes visual clutter, emphasizes organization, and increases viewer comprehension.



Imagine how ridiculous it would be if the proximity icons on this graphic were located on the other side of this document.

